




## Incredible yields

 **Stable falling numbers**

 **Heavy test weight**

 **Strong winter-hardiness**







 **Well-rounded workhorse variety**

SOFT WHITE WINTER WHEAT

# LCS Hulk






ADAPTATION



YIELD			
	BU/AC	LCS Hulk	Trial Avg. MEAN
2025 WSU 12-16"	71.3		104% of mean
	68.6		
2024 UI South Irrigated	164.5		105% of mean
	157.2		
2025 UI South Irrigated	161		103% of mean
	156		

AGRONOMIC FEATURES					
	LCS Hulk	Bobtail	NW Duet	M-Press	SY Ovation
Test Weight	Abv. Avg	Blw. Avg	Blw. Avg	Average	Abv. Avg
Protein	High	Low	Average	Low	Average
Winter-Hardiness	Tolerant	Tolerant	Tolerant	Moderate	Average
Heading (Julian)	147	148	149	148	147
Plant Height	Medium	Medium	Tall	Medium	Medium
Straw Strength	Excellent	Excellent	Average	Average	Average

All available public and private data used in compiling scores

DISEASE TOLERANCE			
	Susceptible	Intermediate	Resistant
Stripe Rust			
Septoria			
Strawbreaker Foot Rot			
Crown Rot			
C-Stripe			

All available public and private data used in compiling scores

END-USE QUALITY			
Overall Quality	Baking Quality	Flour Protein	Milling Quality
Acceptable	Acceptable	Acceptable	Acceptable

Data obtained from LCS Quality Laboratory

All data included in this document is preliminary and subject to change when additional data becomes available.