



# Set the scene for an early harvest



**Heavy**  
test weight



**Promising yield**  
potential under  
drought stress



**Excellent resistance**  
to stripe rust








**Very early**  
maturing

## SOFT WHITE WINTER WHEAT LCS Kamiak


ADAPTATION



| YIELD                     |       |   |              |
|---------------------------|-------|---|--------------|
|                           | BU/AC | LCS Kamiak  | MEAN         |
| 5-Year Avg. OSU Low Rain  | 60.9  |    | 104% of mean |
| 5-Year Avg. OSU Int. Rain | 112.8 |    | 107% of mean |
| 5-Year Avg. OSU Irrigated | 121.3 |   | 100% of mean |
| 2025 WSU 16"-20"          | 136   |  | 102% of mean |
| 2025 WSU >20"             | 118   |  | 103% of mean |

| AGRONOMIC FEATURES |            |           |           |          |           |
|--------------------|------------|-----------|-----------|----------|-----------|
|                    | LCS Kamiak | AP Iliad  | NW Tandem | M-Press  | Bobtail   |
| Test Weight        | Abv. Avg   | Average   | Average   | Average  | Blw. Avg  |
| Protein            | High       | Average   | Average   | Low      | Low       |
| Winter-Hardiness   | Moderate   | Moderate  | Tolerant  | Moderate | Tolerant  |
| Heading (Julian)   | 141        | 145       | 143       | 148      | 148       |
| Plant Height       | Medium     | Medium    | Med-Short | Medium   | Medium    |
| Straw Strength     | Average    | Excellent | Excellent | Average  | Excellent |

All available public and private data used in compiling scores



All available public and private data used in compiling scores

| END-USE QUALITY |                |               |                 |
|-----------------|----------------|---------------|-----------------|
| Overall Quality | Baking Quality | Flour Protein | Milling Quality |
| Acceptable      | Acceptable     | Acceptable    | Desirable       |

Data obtained from LCS Quality Laboratory